

BETASHARES CLIMATE CHANGE INNOVATION ETF



BetaShares
Exchange Traded Funds

 **ASX: ERTH**

29 OCTOBER 2021

OBJECTIVE

ERTH aims to track the performance of an index (before fees and expenses) that comprises a portfolio of up to 100 leading global companies that derive at least 50% of their revenues from products and services that help to address climate change and other environmental problems through the reduction or avoidance of CO2 emissions. This covers clean energy providers, along with leading companies tackling green transport, waste management, sustainable product development, and improved energy efficiency and storage.

BENEFITS



EXPOSURE TO AN INVESTMENT MEGATREND

Demand for products and services to tackle the world's growing climate and environment-related problems is anticipated to rise strongly over the long term.



MAKE A DIFFERENCE

By supporting companies that are leading the fight to create a more sustainable planet, investors in ERTH can be confident that their investment dollars are having a positive impact.



'PURE' EXPOSURE TO CLIMATE CHANGE THEMATIC

The 50% 'green revenue' threshold means that ERTH'S portfolio holdings provide relatively 'pure' exposure to the Climate Change thematic.



BROAD RANGE OF CLIMATE INNOVATION, ESG SCREENS APPLIED

ERTH provides exposure to a broad range of solutions, including clean energy, electric vehicles, energy efficiency technologies, sustainable food, water efficiency and pollution control. Companies with direct involvement in the fossil fuels industry (coal, oil and natural gas), and certain other negative activities are excluded.

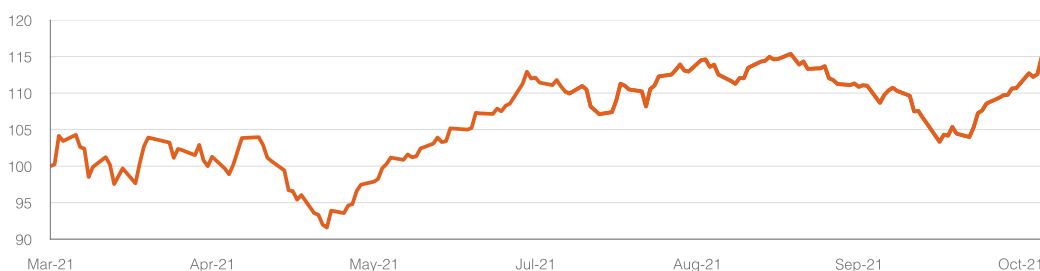
PERFORMANCE

PERIOD	1 mth	3 mth	6 mth	1 yr	3 yr (p.a.)	5 yr (p.a.)	Inception (p.a.)
FUND	8.32%	2.89%	14.76%	-	-	-	15.53%
INDEX	8.40%	3.18%	14.90%	37.63%	43.15%	-	16.08%

CALENDAR YEAR PERFORMANCE

PERIOD	YTD	2020	2019	2018	2017	2016	2015
FUND	15.53%	-	-	-	-	-	-
INDEX	16.08%	-	-	-	-	-	-

Value of \$100 invested since index inception



Source: BetaShares, Bloomberg. Past performance is not indicative of future performance.

Fund returns are calculated in A\$ using net asset value per unit at the start and end of the specified period and do not reflect the brokerage or bid-ask spread that investors may incur when buying and selling units on the ASX. Returns are after fund management costs, assume reinvestment of any distributions and do not take into account income tax.

FUND INFORMATION

BetaShares Funds can be bought or sold during the trading day on the ASX, and trade like shares.

ASX CODE ERTH

BLOOMBERG CODE ERTH AU

IRESS CODE ERTH.AXW

DISTRIBUTIONS

SEMI-ANNUAL

MGT FEE 0.55% P.A.

EXPENSES

CAPPED AT 0.10% P.A.

FUND INCEPTION 9 MAR 21

ABOUT THE INDEX

INDEX

SOLACTIVE CLIMATE CHANGE AND ENVIRONMENTAL OPPORTUNITIES

BLOOMBERG CODE

SOCCEVN

FORWARD P/E RATIO 40.98x

P/B RATIO 4.33x

WEIGHTED AVG MARKET CAP

A\$136B

NO OF COMPONENTS 100



CERTIFIED BY RIAA

The BetaShares Climate Change Innovation ETF (ASX: ERTH) has been certified by RIAA according to the strict operational and disclosure practices required under the Responsible Investment Certification Program. See www.responsibleinvestment.org for details.*

CATEGORISATION

ETHICAL

GLOBAL SHARES

THEMATIC

There are risks associated with an investment in ERTH, including market risk, international investment risk, sector risk and non-traditional index methodology risk. For more information on risks and other features of ERTH, please see the Product Disclosure Statement.

CONTACT

▶ 1300 487 577 (Australia)

▶ info@betashares.com.au

▶ + 61 2 9290 6888 (ex Aust)

▶ betashares.com.au

BETASHARES CLIMATE CHANGE INNOVATION ETF

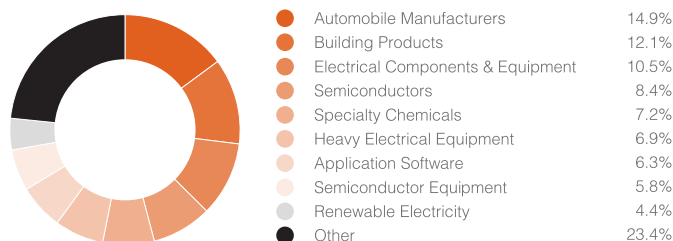


BetaShares
Exchange Traded Funds

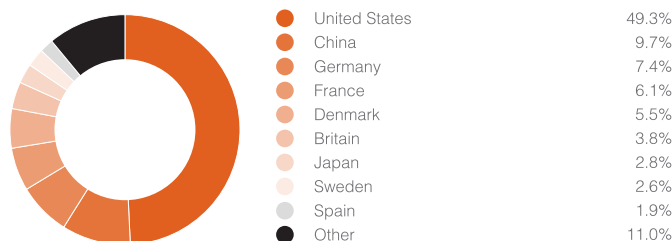
ASX: ERTH

29 OCTOBER 2021

SECTOR ALLOCATION



COUNTRY ALLOCATION



TOP 10 EXPOSURES

COMPANY	WEIGHTING
Tesla Inc	6.6%
Infineon Technologies AG	4.5%
Eaton Corp PLC	4.1%
Vestas Wind Systems A/S	4.1%
Ecolab Inc	4.0%
DocuSign Inc	3.7%
Trane Technologies PLC	3.6%
NIO Inc	3.3%
Cie de Saint-Gobain	3.2%
American Water Works Co Inc	3.0%

UNDERLYING INDEX DIVIDEND YIELD

12 MTH TRAILING DIVIDEND YIELD (%) **0.8%**

Yield does not take into account fund fees and costs. Yield will vary and may be lower at the time of investment. Past performance is not indicative of future performance of the Index or the fund.

IMPACT



CARBON EMISSIONS

A dollar invested in ERTH's portfolio results in **39.6% lower** carbon emissions than a dollar invested in the Solactive EM DM Index¹.

ALIGNMENT TO SUSTAINABLE DEVELOPMENT GOALS (SDGs)

88% of ERTH's portfolio by weight contributes to the United Nations SDGs including: Achieving Sustainable Agriculture and Forestry, Conserving Water, Contributing to Sustainable Energy Use, Promoting Sustainable Buildings, Optimising Material Use, Mitigating Climate Change, Preserving Marine Ecosystems, Preserving Terrestrial Ecosystems²

FOSSIL FUEL RESERVES

100% of the power generated by the companies in ERTH's portfolio comes from renewable sources compared to **18%** of the power generated by companies in the Solactive EM DM Index³



SCREENING CRITERIA

To qualify for the Index, companies must derive at least 50% of their business from 'green revenue', being revenue associated with activities that enable the reduction or avoidance of CO2 emissions, within one or more of the following categories:

- ▶ Green energy
- ▶ Green transportation
- ▶ Water and waste improvements
- ▶ Decarbonisation enabling solutions
- ▶ Sustainable products

ERTH's index methodology also applies a range of ESG screens to the portfolio, excluding companies directly involved in the fossil fuel industry, other companies with fossil fuel related revenues above a threshold, and certain other negative business activities.

The Index is weighted by modified market capitalisation, with a maximum weight per security of 4%.

¹ ERTH Climate Impact Assessment Report, Institutional Shareholder Services, March 2021

² ERTH SDG Solutions Assessment, Institutional Shareholder Services, March 2021

³ Ibid.

This information has been prepared by BetaShares Capital Ltd (ABN 78 139 566 868 AFSL 341181) (BetaShares), the issuer of the Fund. It does not take into account any person's objectives, financial situation or needs. Investors should consider the appropriateness of the information taking into account such factors and seek financial advice. Before making an investment decision, investors should read the Product Disclosure Statement (PDS), available at www.betashares.com.au, and consider whether the Fund is appropriate for their circumstances. A Target Market Determination (TMD), which sets out the class of consumers in the target market for the Fund, is also available at www.betashares.com.au/target-market-determinations. An investment in the Fund is subject to investment risk and the value of units may go down as well as up. BetaShares does not guarantee the performance of the Fund, the repayment of capital or any rate of return.

The Fund is not sponsored, promoted, sold or supported in any other manner by Solactive AG nor does Solactive AG offer any express or implicit guarantee or assurance either with regard to the results of using the Index at any time or in any other respect. The Index is calculated and published by Solactive AG. Neither publication of the Index by Solactive AG nor the licensing of the Index for the purpose of use in connection with the Fund constitutes a recommendation by Solactive.