

Betashares Wealth Builder Diversified All Growth Geared (30-40% LVR) Complex ETF



 **ASX: GHHF**

31 May 2024

Objective

GHHF seeks to help investors build long-term wealth by providing a cost-effective way to benefit from moderately geared exposure to the returns of a diversified portfolio of Australian and global equities.

Strategy

The Fund is 'internally geared', meaning all gearing obligations are met by the Fund. The Fund combines applications received from investors with borrowed funds and invests the proceeds in a blend of cost-effective ETFs traded on the ASX and other global exchanges, providing exposure to a broadly diversified basket of Australian and global equities.

The Fund's gearing ratio (being the total amount borrowed expressed as a percentage of the total assets of the Fund) will generally vary between 30% and 40% on a given day.

The Fund does not aim to track an index.

Benefits



Potential for accelerated wealth creation

The use of gearing to increase exposure is an established way by which investors can seek to build long-term wealth. GHHF provides moderately geared exposure to a diversified portfolio of growth assets including Australian, global developed and emerging markets equities.



Convenient access to low-cost funding

GHHF borrows at institutional interest rates that are considerably lower than those typically available to individual investors. Investing in GHHF requires no loan applications, no credit checks and no possibility of margin calls as the gearing is managed internally within the Fund.



Diversified exposure

GHHF provides exposure to more than 4,000 equity securities listed on Australian, global developed and emerging markets.

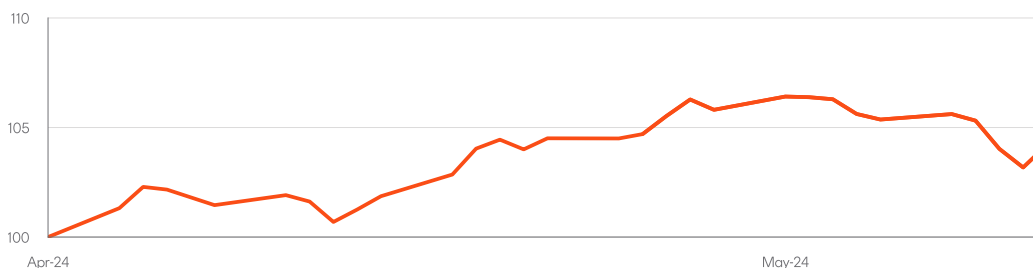
Performance

PERIOD	1 mth	3 mth	6 mth	1 yr	3 yr (p.a.)	5 yr (p.a.)	5 yr (p.a.)	Inception
FUND	2.55%	-	-	-	-	-	-	4.21%

Calendar year performance

PERIOD	YTD	2023	2022	2021	2020	2019	2018	2017
FUND	-	-	-	-	-	-	-	-

Value of \$100 invested since inception



Source: Betashares, Bloomberg. **Past performance is not indicative of future performance.**

Fund returns are calculated in A\$ using net asset value per unit at the start and end of the specified period and do not reflect the brokerage or bid-ask spread that investors may incur when buying and selling units on the ASX. Returns are after fund management costs, assume reinvestment of any distributions and do not take into account income tax.

Fund information

Betashares Funds can be bought or sold during the trading day on the ASX, and trade like shares.

ASX CODE GHHF
 BLOOMBERG CODE GHHF AU
 IRESS CODE GHHF.AXW
 DISTRIBUTIONS SEMI-ANNUAL
 MGT FEE* 0.35% P.A.
 (GROSS ASSET VALUE)
 FUND INCEPTION 19 APR 24

*Other costs apply, including borrowing costs.

Categorisation

CAPITAL APPRECIATION
 GLOBAL EXPOSURE

There are risks associated with an investment in GHHF, including asset allocation risk, market risk, currency risk, underlying ETFs risk, gearing risk, rebalancing and compounding risk and lender risk. For more information on risks and other features of GHHF, please see the Product Disclosure Statement.

Contact ▶ 1300 487 577 (Australia)
 ▶ info@betashares.com.au

▶ +61 2 9290 6888 (ex Aust)
 ▶ betashares.com.au

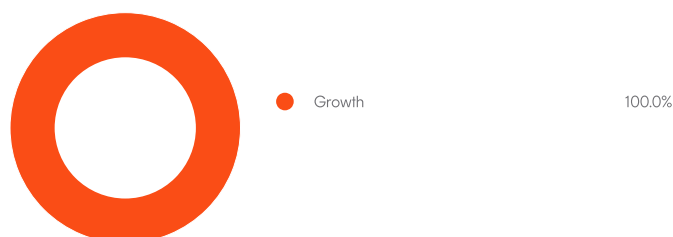
Betashares Wealth Builder Diversified All Growth Geared (30-40% LVR) Complex ETF



ASX: GHHF

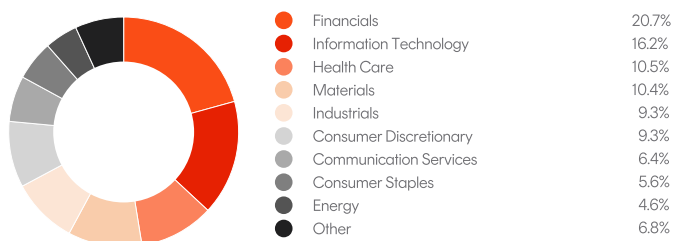
31 May 2024

Asset allocation

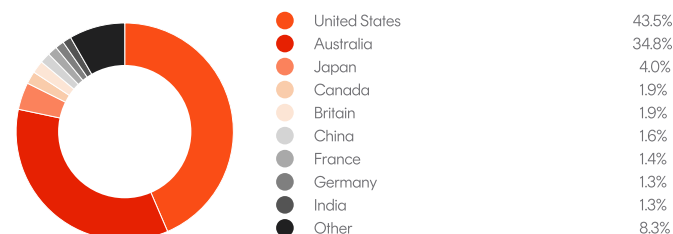


The target asset allocation is reviewed, and may be adjusted, annually.

Sector allocation



Country allocation



Underlying ETFs' index yield

Yield (% p.a.)	2.6%
Franked yield (% p.a.)	3.1%

Source: Bloomberg. Yield is calculated by summing the 12-month trailing index yields for the underlying ETFs in the portfolio in proportion to the underlying ETF weightings. Yield does not take into account the impact of fees and costs incurred in the underlying ETFs or GHHF, or any withholding taxes on distributions received from offshore investments. Yield may differ due to these and other factors, including changes in the number of units on issue. Franked yield is inclusive of franking credits. Not all Australian investors will be able to receive the full value of franking credits. Yield will vary and may be lower at time of investment. **Past performance is not an indicator of future performance.**

Wealth Builder Gearing Strategy

The gearing ratio (being the total amount borrowed expressed as a percentage of the total assets of the Fund) will generally vary between 30% and 40% on a given day. This means that the Fund's geared exposure is anticipated to vary between ~143% and 167% of the Fund's Net Asset Value on a given day. The Fund's portfolio exposure is actively monitored and adjusted to stay within this range.

The Fund's returns will not necessarily be in this range over periods longer than a day, primarily due to the effects of rebalancing to maintain the Fund's daily target geared exposure range, the compounding of investment returns over time, and the impact of fees and costs.

The Fund's returns over periods longer than one day may differ in amount and possibly direction from the daily target geared return range. This effect on returns over time can be expected to be more pronounced the more volatile the relevant sharemarket or portfolio and the longer an investor's holding period.

Due to the effects of rebalancing and compounding of investment returns over time, investors should not expect the Fund's Net Asset Value to be at a particular level for a given value of the relevant sharemarket or portfolio at any point in time.

Investors should monitor their investment regularly to ensure it continues to meet their investment objectives.

Gearing magnifies gains and losses and may not be a suitable strategy for all investors. Investors in geared strategies should be willing to accept higher levels of investment volatility and potentially large moves (both up and down) in the value of their investment. Geared investments involve significantly higher risk than non-geared investments. An investment in the Fund is high risk in nature.

Asset allocation information shows the direct investments of the underlying ETFs into which the Fund invests substantially all of its assets to obtain the relevant exposure. It closely approximates the Fund's percentage exposure to those investments. See the "Resources" section for the Fund's direct holdings, which comprise holdings of units in the underlying ETFs and cash.

This information has been prepared by Betashares Capital Ltd (ABN 78 139 566 868 AFSL 341181) (Betashares), the issuer of the Fund. It does not take into account any person's objectives, financial situation or needs. Investors should consider the appropriateness of the information taking into account such factors and seek financial advice. Before making an investment decision, investors should read the Product Disclosure Statement (PDS), available at www.Betashares.com.au, and consider whether the Fund is appropriate for their circumstances. A Target Market Determination (TMD), which sets out the class of consumers in the target market for the Fund, is also available at www.Betashares.com.au/target-market-determinations. An investment in the Fund is subject to investment risk and the value of units may go down as well as up. Betashares does not guarantee the performance of the Fund, the repayment of capital or any rate of return.